



P/N EG0115-03-AS

UNIVERSAL STRAIGHT BLADE CONTROL
(UNIVERSAL CONTROL ADAPTER
INCLUDED)

1. Turn the vehicle ignition switch to the ON position.
2. Turn the ON/OFF switch on the control to the ON position.
The control keypad will glow green, indicating the control is on.

NOTE: The ON/OFF switch can be used as an emergency stop when required.

3. Press the DOWN button for 1.3 seconds to engage the FLOAT mode. The FLOAT indicator light, located in the center of the keypad, will change from green to red.
To cancel the FLOAT mode, momentarily press the UP button.
FLOAT mode will automatically cancel after 17 minutes, and the FLOAT indicator light will turn back to green. To restart FLOAT mode, repeat step 3.

Blade Operation Time Outs

All control functions automatically time out (shut off) after a period of time. This helps reduce wear on the pump motor and prevent unnecessary battery drain. The UP function will time out after 2.6 seconds, while the LEFT and RIGHT functions will time out after 3.0 seconds.

Automatic Shutdown

After being idle for approx. 20 minutes, the control will automatically turn off and the indicator light located at the center of the keypad will blink from red to green. To restart the control, turn the control OFF (ON/OFF switch) and then back ON.

Soft Stop

The Control automatically allows the blade to coast to a soft stop. This results in smoother operation and decreased wear on the plows hydraulic system.


Double Tap (UP & FLOAT)

A quick Double Tap of the UP button will automatically raise the plow for 2.6 seconds.


A quick Double Tap of the DOWN button will automatically engage FLOAT (WARNING: Plow will immediately drop to the ground when Double Tapping the DOWN button).

NOTE: The Double Tap feature does not replace the normal operation (Press & Hold) of the UP & DOWN buttons, it is an added feature designed to enhance the performance of the control.


This feature must be turned ON (U-SET, reverse side)



(LOCATED ON TOP OF HANDHELD CONTROL)



KEYPAD



⚠ WARNING

TO PREVENT
ACCIDENTAL ACTIVATION
OF PLOW, TURN CONTROL
OFF WHEN NOT IN USE

